



DOCUMENTATION SHEET

Cable Mountings

Type SMC01


SMC01

Combined all-metal multidirectional anti-vibration and antishock mountings.

- No aging
- Corrosion resistant
- Highly inherent damping
- Very low amplification at resonance
- Severe shock attenuation
- Wide temperature range (-180 to 300°C)
- Maintenance free

Type applications:

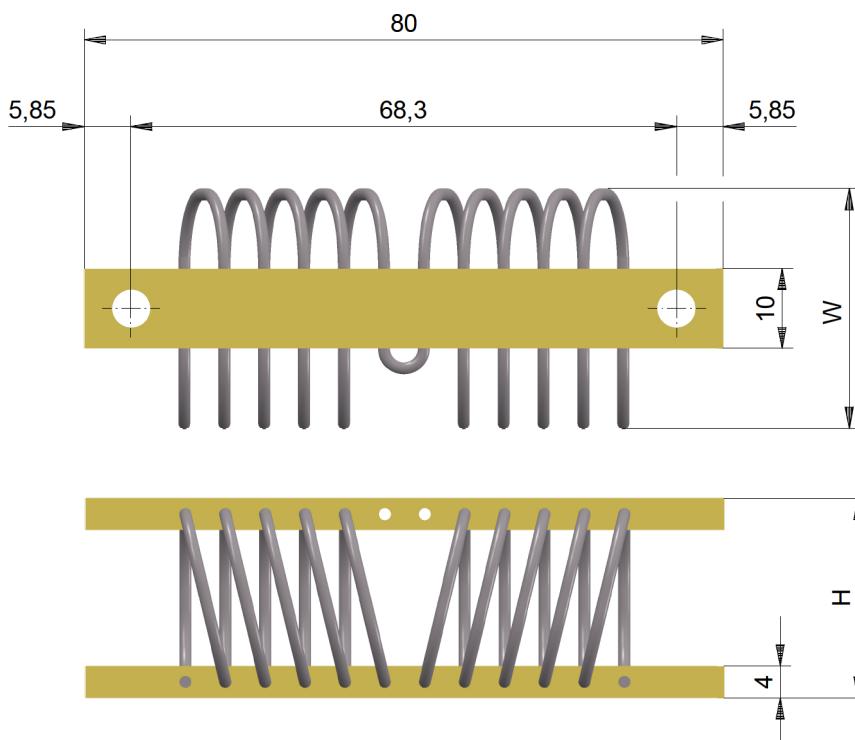
- Resilient suspensions meeting military standards
- Isolation of sensitive electronic equipment
- Isolation of generators, pumps and compressors
- Exhaust system suspension
- Isolation of cabinets, containers etc.
- Protection of equipment during transport
- Extreme temperature application




CABLE MOUNTING

Standard materials (other qualities on request)

Wire rope and threaded inserts: Steel AISI 316; Bars: Aluminium 6060-T6; Finish: Chromated



DIMENSIONS





Hole configuration code

Each cable mount has six alternative configurations with regard to fixture holes. When ordering, make your choice and add the hole configuration code to the type number, for example: SMC015080-033-YY.

Fixture holes	Upper bar	Through holes	Through holes	Inserts M4
		4,8 mm	countersunk	
Lower bar				
Through holes 4,8 mm		II	IY	IM
Through holes countersunk		IY	YY	YM
Inserts M4		IM	YM	MM

CONFIGURATION CODE

Load mode: Compression <i>Typical load range: 1,5 - 5 kg</i>	Rated load at 10 Hz [kg]	Max. static load [kg]	Max dynamic travel [mm]
SMC015080-033	2,2	2,3	22
SMC015080-030	2,7	2,7	19
SMC015080-025	3,6 (12 Hz)	3,6	15
SMC015080-020	4,0 (14 Hz)	4,2	10
SMC015080-018	5,3 (15 Hz)	5,3	9
Load mode: 45° Compression/Roll <i>Typical load range: 1 - 3,5 kg</i>	Rated load at 10 Hz [kg]	Max. static load [kg]	Max dynamic travel [mm]
SMC015080-033	1,4	1,7	31
SMC015080-030	1,7	1,9	27
SMC015080-025	2,6	2,6	21
SMC015080-020	3,0 (12 Hz)	3,0	15
SMC015080-018	3,7 (13 Hz)	3,7	12
Load mode: Shear & Roll <i>Typical load range: 0,25 - 1,5 kg</i>	Rated load at 12 Hz [kg]	Max. static load [kg]	Max dynamic travel [mm]
SMC015080-033	0,35	1,0	23
SMC015080-030	0,45	1,2	20
SMC015080-025	0,75	1,5	16
SMC015080-020	1,25	1,8	11
SMC015080-018	2,05	2,2	9

CHARACTERISTICS

Type number	(H) Height [mm]	(W) Width [mm]	Mass [kg]
SMC015080-033	33	38	0,025
SMC015080-030	30	35	0,025
SMC015080-025	25	30	0,02
SMC015080-020	20	28	0,02
SMC015080-018	18	25	0,02

The number of wire loops can be less than 10, for instance 4, 6 or 8, whereat the load range is correspondingly reduced

DIMENSIONS

SMC01



Rubber Design B.V.
 Industrieweg 21
 2995BE Heerjansdam
 The Netherlands
 Phone: +31 (0) 78 677 87 78
 Fax: +31 (0) 78 677 10 38
 Email: info@rubberdesign.nl
 Web: www.rubberdesign.nl